

Bases for levelling feet

Visually Detectable technopolymer

MATERIAL

Glass-fibre reinforced polyamide based (PA) technopolymer, RAL 5005 blue colour, matte finish.

Produced from FDA compliant raw material (FDA CFR.21 and EU 10/2011).

BASES WITHOUT NO-SLIP DISK

- **LS.A-VD** (D = 25 - 32 - 40 - 50 - 60 mm): base without ground mounting.
- **LV.A-VD** (D = 60 - 70 - 80 - 100 - 125 mm): base without ground mounting.
- **LV.F-VD** (D = 80 - 100 - 125 mm): base with two holes at 180° for ground mounting, supplied covered by a diaphragm (which can be easily removed by a metal tool) to avoid all unhealthy deposits of dirt and dust when only one hole is used (see Fig.1).

BASES WITH NO-SLIP DISK ASSEMBLED

NBR rubber no-slip disk, hardness 70 Shore A.

The particular assembling system of the no-slip disk to the base assures a perfect anchoring, preventing separation even in case of impact during transport or of adhesion (sticking) to the floor (see No-slip disk).

- **LS.A-AS-VD** (D = 25 - 32 - 40 - 50 - 60 mm): base without ground mounting.
- **LV.A-AS-VD** (D = 60 - 70 - 80 - 100 - 125 mm): base without ground mounting.
- **LV.F-AS-VD** (D = 80 - 100 - 125 mm): base with two holes at 180° for ground mounting, supplied covered by a diaphragm (which can be easily removed by a metal tool) to avoid all unhealthy deposits of dirt and dust when only one hole is used (see Fig.1).

FEATURES AND APPLICATIONS

The RAL 5005 blue colour is easily visible in case of accidental food contamination.

NOTE

To choose the stem see table of possible combinations Bases/Stems.

SPECIAL EXECUTIONS ON REQUEST

Polypropylene based (PP) technopolymer bases. Max. limit static load lower than the table data.



ELESA Original design

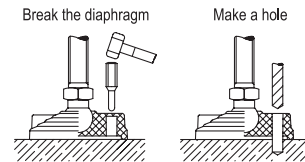
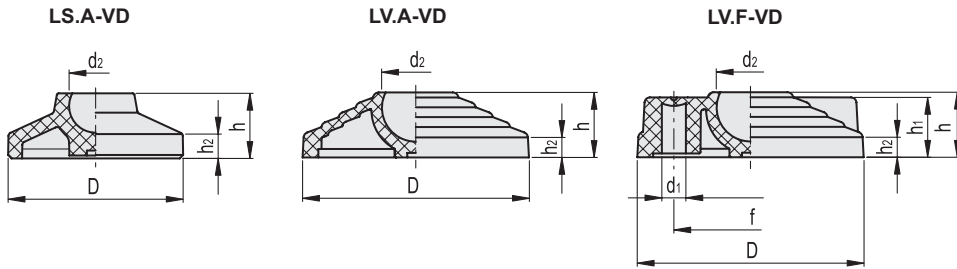


Fig.1



BASE LS.A-VD

Code	Description	D	d2	h	h2	Max. limit static load* [N]	⚖️
180361	LS.A-25-14-VD	25	14	12	4	7000	4
180371	LS.A-32-14-VD	32	14	15	5	9000	8
180381	LS.A-40-14-VD	40	14	17	5.5	13000	13
180391	LS.A-50-14-VD	50	14	19	6.5	13000	19
180401	LS.A-60-14-VD	60	14	24	8.5	14000	33
180402	LS.A-60-24-VD	60	24	24	8.5	18000	28

BASE LV.A-VD

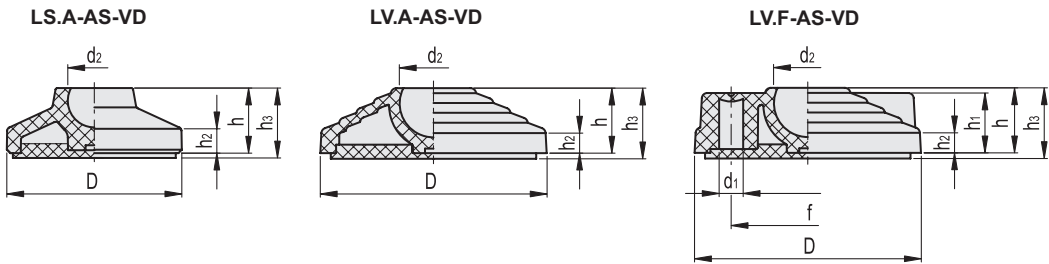
Code	Description	D	d2	h	h2	Max. limit static load* [N]	⚖️
180241	LV.A-60-14-VD	60	14	24	9	14000	32
180242	LV.A-60-24-VD	60	24	24	9	18000	29
180246	LV.A-70-14-VD	70	14	19	7	14000	30
180251	LV.A-80-14-VD	80	14	24	9	16000	53
180252	LV.A-80-24-VD	80	24	24	9	18000	49
180261	LV.A-100-14-VD	100	14	24	9	18000	82
180262	LV.A-100-24-VD	100	24	24	9	25000	81
180272	LV.A-125-24-VD	125	24	46	15	28000	190

BASE LV.F-VD

Code	Description	D	d1	d2	h	h1	h2	f	Max. limit static load* [N]	⚖️
180331	LV.F-80-14-VD	80	8.5	14	24	23	9	54	16000	55
180332	LV.F-80-24-VD	80	8.5	24	24	23	9	54	18000	79
180341	LV.F-100-14-VD	100	12.5	14	24	23	9	70	18000	85
180342	LV.F-100-24-VD	100	12.5	24	24	23	9	70	25000	85
180352	LV.F-125-24-VD	125	12.5	24	46	23	15	95	28000	200

* The max static load is the value above which the load applied to the element may cause some plastic material breakage, in particular conditions of use. Obviously, a factor that takes into consideration the importance and the safety level of the specific application must be applied to this value.





BASE LS.A-AS-VD

Code	Description	D	d2	h	h2	h3	Max. limit static load* [N]	⚖️
180861	LS.A-25-14-AS-VD	25	14	12	4	15	7000	6
180871	LS.A-32-14-AS-VD	32	14	15	5	18	9000	12
180881	LS.A-40-14-AS-VD	40	14	17	5.5	20	13000	20
180891	LS.A-50-14-AS-VD	50	14	19	6.5	22	13000	31
180901	LS.A-60-14-AS-VD	60	14	24	8.5	27	14000	50
180902	LS.A-60-24-AS-VD	60	24	24	8.5	27	18000	45

BASE LV.A-AS-VD

Code	Description	D	d2	h	h2	h3	Max. limit static load* [N]	⚖️
180741	LV.A-60-14-AS-VD	60	14	24	9	27	14000	51
180742	LV.A-60-24-AS-VD	60	24	24	9	27	18000	48
180746	LV.A-70-14-AS-VD	70	14	19	7	22	14000	50
180751	LV.A-80-14-AS-VD	80	14	24	9	27	16000	79
180752	LV.A-80-24-AS-VD	80	24	24	9	27	18000	75
180761	LV.A-100-14-AS-VD	100	14	24	9	27	18000	136
180762	LV.A-100-24-AS-VD	100	24	24	9	27	25000	135
180772	LV.A-125-24-AS-VD	125	24	46	15	49	28000	315

BASE LV.F-AS-VD

Code	Description	D	d1	d2	h	h1	h2	h3	f	Max. limit static load* [N]	⚖️
180831	LV.F-80-14-AS-VD	80	8.5	14	24	23	9	27	54	16000	81
180832	LV.F-80-24-AS-VD	80	8.5	24	24	23	9	27	54	18000	75
180841	LV.F-100-14-AS-VD	100	12.5	14	24	23	9	27	70	18000	139
180842	LV.F-100-24-AS-VD	100	12.5	24	24	23	9	27	70	25000	139
180852	LV.F-125-24-AS-VD	125	12.5	24	46	23	15	49	95	28000	325

* The max static load is the value above which the load applied to the element may cause some plastic material breakage, in particular conditions of use. Obviously, a factor that takes into consideration the importance and the safety level of the specific application must be applied to this value.